

Rural Village Water Resources  
Management Project Phase III



# Doti District Annual Progress Report 17.7.2015 – 16.7.2016



Federal Democratic Republic of Nepal  
Ministry of Federal Affairs and Local  
Development



Republic of Finland  
Ministry for Foreign Affairs

## LIST OF ABBREVIATIONS

---

AB	Actual Beneficiary
AEPC	Alternative Energy Promotion Centre
AWP	Annual Work Plan
BE	Beneficiary Equivalent
CA	Constituent Assembly
CB	Capacity Building
CBMS	Capacity Building and Monitoring Specialist
CI	Conventional Irrigation
CO	Community Organization
CSIDB	Cottage and Small Industry Development Board
CY	Calendar Year
DADO	District Agriculture Development Office
DDC	District Development Committee
DIDC	District Information Development Centre
DLs	Department of Livestock Services
DMC	District Management Committee
DoC	Department of Cooperatives
DoI	Department of Irrigation
DoLIDAR	Department of Local Infrastructure Development and Agricultural Roads
DTO	District Technical Office
D-WASH-CC	District WASH Coordination Committee
DWRDF	District Water Resource Development Fund
DWS	Drinking Water Supply/Scheme
DWSS	Department of Water Supply and Sewerage
ESAP	Energy Sector Assistance Programme
EUR	Euro
FCG	FCG International Ltd
FY	Fiscal Year
GDI	Gender Development Index
GESI	Gender Equality and Social Inclusion
GGR	Gravity Goods Ropeway
GOF	Government of Finland
GON	Government of Nepal
HQ	Headquarter
HRBA	Human Rights Based Approach
ICA	International Cooperative Alliance
ICS	Improved Cooking Stove
ILO	International Labor Organization
IPO	Implementation on-going
LDO	Local Development Officer
LSGA	Local Self Governance Act
M	Million
MDG	Millennium Development Goal
MFA	Ministry for Foreign Affairs (of Finland)
MH	Microhydro
MHP	Microhydro project
MIS	Management Information System
MoFALD	Ministry of Federal Affairs and Local Development
MoU	Memorandum of Understanding
MoUD	Ministry of Urban Development
MTR	Mid-Term Review
MUS	Multiple Use System
NCF	Nordic Climate Fund
NPR	Nepalese rupee
NRREP	National Rural Renewable Energy Project
NSHMP	National Sanitation and Hygiene Master Plan

ODF	Open Defecation Free
O&M	Operation and Maintenance
p/m	Person month
PAF	Poverty Alleviation Fund
PDNA	Post Disaster Needs Assessment
PCO	Project Coordination Office
PoCo	Post Construction
PSU	Project Support Unit
RADC	Remote Area Development Committee
REDP	Rural Energy Development Programme
REFEL	Renewable Energy Technologies for Enhancing Rural Livelihoods
RVWRMP	Rural Village Water Resources Management Project
RWH	Rainwater Harvesting
RWSSP-WN	Rural Water Supply and Sanitation Project, West Nepal
SbS	Step by Step Guidelines
SC	Steering Committee
SDP	Sector Development Plan
SEIU	Sector Efficiency Improvement Unit
SNV	Netherland's Development Organization
SO	Support Organisation
SP	Support Person (individual hired by DDC)
SvB	Supervisory Board
SWAP	Sector Wide Approach Programme
T	Trimester of Nepalese Fiscal Year
TA	Technical Assistance
UC	User Committee
VDC	Village Development Committee
VMW	Village Maintenance Worker
V-WASH-CC	VDC WASH Coordination Committee
WASH	Water Supply, Sanitation and Hygiene
WBRS	Web-based Reporting System
WSP	Water Safety Plan
WSSDO	Water Supply and Sanitation Division Office
WUMP	Water Use Master Plan

## Index

<b>LIST OF ABBREVIATIONS</b> .....	<b>2</b>
<b>1. INTRODUCTION</b> .....	<b>7</b>
<b>2. PROJECT BACKGROUND</b> .....	<b>7</b>
<b>3. PROGRESS TOWARDS ACHIEVING RESULTS</b> .....	<b>9</b>
3.1 ACHIEVEMENT OF RESULTS.....	9
3.1.1 WASH .....	9
3.1.2 Livelihoods.....	16
3.1.3 Institutional Capacity Building .....	22
<b>3.2 HIGHLIGHTS OF PHYSICAL ACHIEVEMENTS</b> .....	<b>25</b>
3.2.1 Drinking Water Supply .....	25
3.2.2 Sanitation and Hygiene .....	26
3.2.3 Micro Hydro .....	26
3.2.4 Improved Water Mills .....	27
3.2.5 Improved Cooking Stoves.....	27
3.2.6 Irrigation.....	27
3.2.7 Cooperatives and Micro Finance Institutions.....	27
3.2.8 Home Gardens .....	27
3.2.9 Measures for Livelihoods Promotion .....	28
3.2.10 MUS.....	28
<i>The project has given emphasis on multi use services (MUS) of water as first priority while preparing WUMPs for the support but in this year there is no any MUS schemes has been supported for implementation.....</i>	<i>28</i>
3.2.11 Income Generation Sustainability.....	28
<b>4. SUSTAINABILITY</b> .....	<b>29</b>
<b>5. CROSSCUTTING OBJECTIVES</b> .....	<b>30</b>
<b>5.1 GENDER EQUALITY AND SOCIAL INCLUSION</b> .....	<b>31</b>
<b>5.2 HUMAN RIGHTS, DEMOCRACY AND GOOD GOVERNANCE</b> .....	<b>32</b>
<b>5.3 ENVIRONMENTAL AND CLIMATE CHANGE SUSTAINABILITY</b> .....	<b>34</b>
<b>6. ASSUMPTIONS AND RISKS</b> .....	<b>34</b>
<b>7. RESOURCE ALLOCATION</b> .....	<b>35</b>
<b>7.1 DISTRICT WATER RESOURCES DEVELOPMENT FUND (DWRDF)</b> .....	<b>36</b>
<b>7.2 TA FUND</b> .....	<b>36</b>
<b>7.3 HUMAN RESOURCES</b> .....	<b>36</b>
<b>8. LESSONS LEARNED</b> .....	<b>37</b>

## EXECUTIVE SUMMARY

Rural Village Water Resources Management Project, Phase III (a completion phase) is the continuation of successful completion of two phases i.e., Phase I (2006-2010) and Phase II (2010-2016) and formally started in March 2016. This phase also covers the 10 districts i.e., Achham, Baitadi, Bajhang, Bajura, Dadeldhura, Darchula, Doti and Kailali of Far-western Development Region (FWDR) and Dailekh & Humla of Mid-western Development Region (MWDR). The project runs in Mahadevsthan, Chawarachautara, Daud, Lanakedareshwor, Saatfari and Khatiwada VDCs as core project area and Dhirkamandu as non-core VDC in Doti.

This report highlights the major activities accomplished from 17 July 2015 to 15 July 2016 i.e., first fiscal year 2072/073 in Doti district under RVWRMP III.

This is the recently signed project to implement the project activities in the VDCs and has no any significant results achieved so far. Though this phase was officially launched recently in March 2016, there are a total of 11 water supply schemes (there is no any other sector schemes in this year) has been supported by the project in this year and are ongoing their construction works and will cover 689 HHs (4,448 population) and will have to access to the improved drinking water in the next fiscal year. The proposed sources for next years' proposed schemes were measured in different peak dry months to ensure the source discharge. As per the findings, the recent discharge is lower than the discharge recorded at the time of WUMP preparation even in some schemes it was found the 50% discharge was reduced.

The women and minorities (Dalit and Janjati) representation in the water users committees (WUCs) is significant i.e 47% women and 14% Dalit in key positions of WUCs.

Though the comprehensive assessment was not carried out to assess the sanitation and hygiene behavior, based on SP bimonthly progress report, WUMP report and the random sampling method applied for the assessment, around 95% households, in an average, have improved toilet facilities and used all times by the community people and only 33% have hand washing with soap facilities. Around 51% to 79% menstrual women use toilet during the time, which is in an average about 61% of all core VDCs. All the project VDCs had already declared ODF and all 6 core VDCs have prepared their total sanitation plan for their action to promote total sanitation in the VDCs.

There are a total of 326 HHs have been benefitting under 12 farmers groups which have been formed and mobilized for home garden management in the project VDCs. With the support of training, community people started to upgrade existing home garden with defined components and 42.5% beneficiary (ranging from 26.6% to 78.1%) households of total water supply targeted HHs have functional home garden with at least four major crops. Women's participation in home garden training, TOTs and/or Lead Farmer training is 76.8% ranging from 50% to 98.3% whereas dalit participation is 23% in an average ranging from 6% to 41%. There are 42 farmers trained on income generating activities and adopting skills for livelihood promotion. The collaboration with DADO on home garden management trainings, leader farmers training, multipurpose nursery raising training, mini-kits distribution to farmers' groups and support from RVWRMP for regional market centre development is promising in this year.

There are altogether 81 active Community Organizations (COs) have been mobilized by other agencies in the project VDCs out of which 27 female, 6 male and 48 mixed COs with saving NPR 9,422,633 and intensive mobilization efforts should be conducted for conducting regular meetings, collection of savings and mobilization of collected capital to their members generally on livelihoods, home expenses and small business purposes.

One MHP having capacity of 65 kWH in collaboration with Regional Service Centre (RSC) of AEPC has been completed this year and providing services to whole VDC but the financial part from Rv-side was contributed last year.

Investing on WASH based on WUMPs and like as entry point in Doti, there are 12 (5 phased out, 6 active and 1 new WUMP VDC) from RVWRMP side, 11 WUMP prepared VDCs from WARM-P/Helvetas and on 35 VDCs, BCRWME is working as present where there are 8 VDCs common with RVWRMP phased out and active.

The project supported to Dhirkamandu VDC for preparing new WUMPs as a part of participatory planning. The project activities have been implemented in the field by the Support Persons (SPs) by following the option III of project model with planning, monitoring and guiding by the District Management Committee (DMC/DDC) with other stakeholders like VDC/VWASHCC in the grass-root level and the project for planning, monitoring and technical support to the SPs' team. DMC evaluated the performance of SPs whether the SPs are efficient to undertake the project activities or not for extension of services of them. The DMC decided to continue the present working modality and successful SPs with their annual performance evaluation in the district for phase III.

As per revised AWP 01, NPR **22,929,460.32** has been utilized to achieve the revised plan against allocated NPR **25,851,491.00** (88.70% of financial progress). The contribution from DDC, GoN and GoF with respect to total expenditure remained 1.31%, 55.30% and 43.39% respectively.

## 1. Introduction

Rural Village Water Resources Management Project (RVWRMP) is supported jointly by the Government of Nepal (GON) and the Government of Finland (GOF). It is continuation of financial and technical support that GOF has provided to water sector in Nepal since 1989. The project is now running in third phase. The project has successfully completed its two phases (Phase I: 2006-2010 & Phase II: 2010-2016); and phase III implementation period started from March 2016 for next five years in same districts. The project is executed by respective District Development Committees (DDC).

RVWRMP is a water resources management project which, in addition to water supply and sanitation, supports community-based irrigation, micro-hydro power, improved cooking stoves and water mills, number of environmental improvements as well as home gardens, sustainable livelihoods and institutional capacity building activities. The broad range of activities address poverty and as such, provide ample opportunities to develop different approaches promote good practices and trigger a range of ideas for improved well-being in these very remote villages.

RVWRMP works in the form of ten district-based sub-projects under the District Development Committees (DDCs). It is active in nine hilly and mountainous districts (Achham, Baitadi, Bajhang, Bajura, Dadeldhura, Darchula, Doti, Dailekh, and Humla) of the Far- and Mid-Western Nepal, and six hill VDCs of a Terai district (Kailali). The Overall Objective, to which RVWRMP III contributes, is improved public health and reduced poverty within the project working area. The Project Purpose is to achieve universal coverage of water supply and sanitation, and establishment of functional planning and implementation frameworks for all water uses in ten project districts.

The project activities under phase III have been implementing in 6 core Village Development Committees (VDCs) in Doti after the phasing out from 5 project VDCs. RVWRMP, Doti has been implementing its water resources management activities in an integrated way based on prioritization in VDC level Water Use Master Plans (WUMPs) which includes different components of water resources such as drinking water, sanitation promotion,, livelihoods promotion, small irrigation, micro- hydro, environmental protection/ soil conservation etc. The project is implemented through DDC by mobilizing hired support persons at grassroots level. As phase III activities were commenced after March 2016, no scheme under capital budget was completed with IPC status, however proposed work plan of the FY 2072/073 has been completed successfully by achieving tangible results. The report covered the progress achieved in Doti district during this fiscal year.

## 2. Project Background

RVWRMP has been implementing its activities through DDC since 2006 in different phases in Doti district. RVWRMP, Doti has been implementing its water resources management activities in an integrated way based on prioritization in VDC level Water Use Master Plans (WUMPs) which includes different components of water resources such as multiple use of water resources, drinking water (gravity, Rain Water Harvesting, Solar lifting and point source improvement), sanitation (HH latrine, HH environmental improvement), small irrigation, micro-hydro, environmental protection/ soil conservation etc. In third phase, livelihood component has been focused in large scale to be implemented in highly potential VDCs along with basic home garden management. Now, in phase III, there are six core VDCs namely Mahadevsthan, Chawara chautara, Daud, Lanakedareshwor, Saatfari and Khatiwada in where all the integrated project activities have been implementing. There is one water use master plan (WUMP) preparation VDC namely Dhirkamandu and the WUMP report is on progress and two are planned for next fiscal year. The five VDCs namely Girichauka, Kanachaur, Simchaur, Kedar Akhada and Chhapali were covered with the WASH services to



the community people since its phase I. The 5 project VDCs were phased out from last year. Besides these, there were other agencies active on WASH in the past and now BCRWME is operating its activities in 35 VDCs namely Banlek, Jijodamandu, Latamandu, Sanagaun, Barbata, Gairagaun, Ganjari, Kandamandu, Khirsain, Pachnali, Tijali, Baglek, Banjhakani, Chhapali, Dahakalikasthan, Daud, Girichauka, Kalikasthan, Khatiwada, Lamikhal, Mahadevsthan, Toleni, Basudevi, Chawara chautara, Dhirkamandu, Dipayal Silgadhi municipality, Durgamandu, Gaguda, Kalena, Kapllekhi, Mudvara, Mudegaun, Ranagaun, Saaffari and Tikhattar among which there are 2 VDCs overlapped with phased out, 5 active and 1 WUMP VDCs of RVWRMP in Doti .

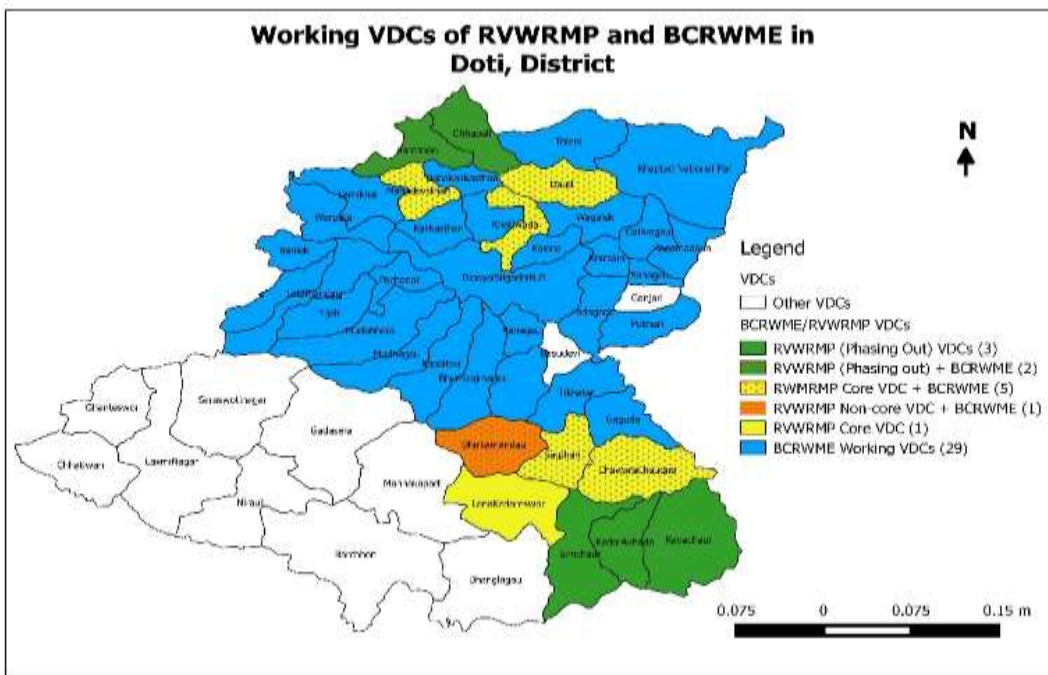


Figure 1: District Map showing the project VDCs

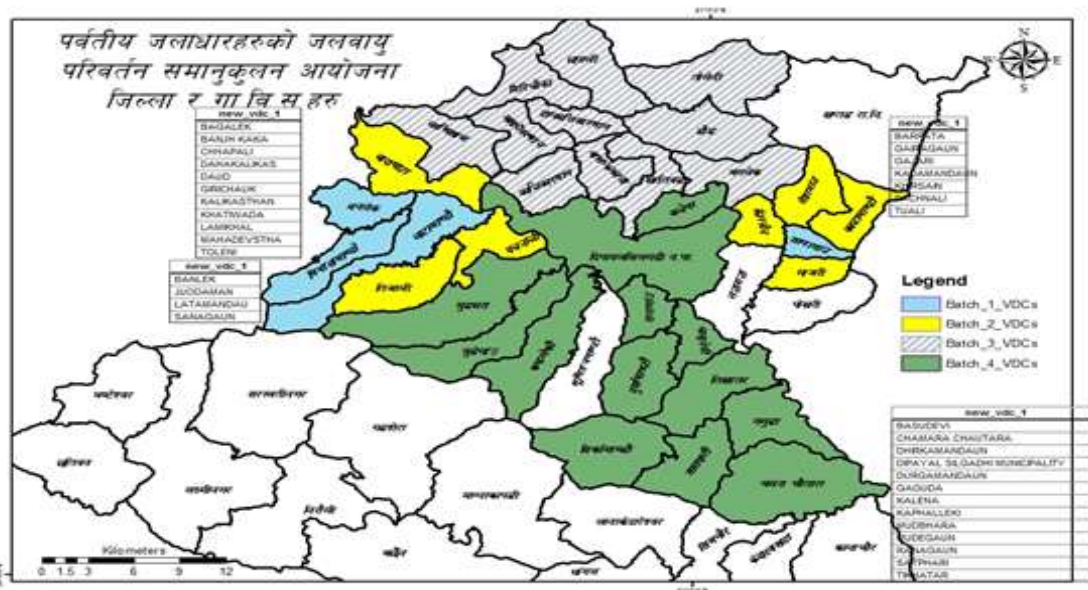


Figure 2: District Map showing BCRWME project VDCs



WARM-P Helvetas had also supported 10 VDCs and one municipality for the preparation of WUMPs before the RVWRMP launched in the district. The VDCs supported for WUMP preparation by Helvetas are; Sanagaun, Khirsain, Ganjari, Kafalleki, Chhatiwani, Ghanteshwor, Laxminagar, Barchhain, Mannakapadi, Nirauli and Dipayal Silgadhi municipality. As per the WUMP prepared by different agencies and BCRWME active VDCs only two VDCs remains to prepare WUMP in the coming year. Figure: 1 shows the project VDCs of Doti.

Water Supply and sanitation coverage is good in Doti district, however the sustainability issue is challenging. According to Regional Monitoring and Supervision Office (RMSO) report, water supply coverage of the district reached 85.02% at the end of FY 2071/72 through 610 water supply schemes whereas the coverage through RVWRMP phasing out VDCs is around 100% in 5 phased out VDCs which contributed 9.2% of overall district coverage on water supply (Source: RMSO, Rajpur Doti and District Phase II Completion Report, DDC/RVWRMP Doti, 2015). RVWRMP contributed 23.5% of district total to promote sanitation in the district and supported project VDCs to prepare and implement post ODF strategy for total sanitation promotion.

### 3. Progress towards Achieving results

#### 3.1 Achievement of Results

The project has already defined/set the statistical targets in its project document to be met at the end of project period. This is the first year of the project implementation and the project formally launched its activities in the field from March 2016 onwards. Also there were a few schemes implemented in two phase II carried over VDCs. Therefore, there were a limited schemes and project activities commenced in this year. As per the activities conducted in the field so far, some limited and very few result-wise achievements were reported below.

##### 3.1.1 WASH

The first result mentioned in the project document is WASH (the major sector of intervention of the project) which mentions "Institutionalized community capacity to construct and maintain community managed water supply and adopt appropriate WASH technologies and sanitation and hygiene behavior" i.e., WASH focuses on the community level capacity and access to services mainly in terms of water supply, sanitation and hygiene. There are several result indicators mentioned under this result.

Since from beginning of its phases, RVWRMP has focused on improving water supply and sanitation coverage. As per the universal coverage for water supply and sanitation, Phase III will extend coverage and ensure the functionality and sustainability of these investments and developed some indicators and sub indicators to achieve the results. The level of achievement of indicators till the date are presented below.

**Result 1: Institutionalised community capacity to construct and maintain community managed water supply and adopt appropriate technologies and sanitation and hygiene behaviour**

**Indicator 1.1: 97% of community members in the Project VDCs have improved water supply systems**

As per the commencement of the project duration, there were not any schemes completed in this year. There are 11 water supply schemes in IPO status which will cover 689 HHs with 4,448 population next year. As per the baseline only **51.8%** community members (ranging from 27.1% in Saatfari to 80.0% in Mahadevsthan VDC) have improved water supply till date.

Cumulative progress of improved water supply schemes in core VDCs are stated in the table below.

**Table 1: Access to improved water supply in core VDCs**

Indicator 1.1	Mahadevsthan	Daud	Khatiwada	Chawarachautara	Lanakedreshwor	Saaffari	Total
Total population in the VDC	972	1,294	1,290	499	604	527	5,186
Population with basic improved water supply in Baseline	778	660	439	354	314	143	2,687
Additional population benefitted from project in FY 2072/073	-	-	-	-	-	-	-
Cumulative population with improved water supply	778	660	439	354	314	143	2,687
% of population with improved water supply	80.0%	51.0%	34.0%	71.0%	52.0%	27.1%	51.8%

Source: VDC WUMP Reports\_2070 to 2072 BS & RV Phase II Completion Report 2016

**Indicator 1.3: Community ownership demonstrated by communities having contributed in cash and kind at least 25% towards construction**

The community contribution on schemes as cash and kind shows the ownership on constructed schemes. Since there is no any schemes completed in the VDCs, it is early to say and assess the contribution proportion from the users. At present the first installment was released to concerned 11 User Committees - a sum of NPR 12,909,614 from DWRDF and cash contribution from users was NPR 134,000 only. After the completion of schemes, it will actually show the contribution from community to assess or analyze this indicator.

**Table 2: Community contribution on WASH**

Indicator 1.3	Mahadev-sthan	Daud	Khatiwada	Chawara-chautara	Lana-kedreshwor	Saaffari	Total
Total WASH Investment Cost	NA	NA	NA	NA	NA	NA	NA
Actual Cost Contribution	NA	NA	NA	NA	NA	NA	NA
o In Cash	NA	NA	NA	NA	NA	NA	NA
o In Kind	NA	NA	NA	NA	NA	NA	NA
% Cost Contribution	NA	NA	NA	NA	NA	NA	NA

**Indicator 1.4: 70% of critical water resources identified in WUMP (yield less than 45l/person/day) and protected with climate resilience and/ or water recharge initiatives**

As identified by the water use master plan prepared in the VDCs, there are not any critical schemes proposed and prioritized. We can assess the critical water resources while surveying in the field. Based on selected critical schemes we will say the actual coverage, protected with climate resilience and/or water recharge initiatives. There is no any such critical schemes implemented in this year.

**Table 3: Critical water source protection in core VDCs**

Indicator 1.4	Mahadevsthan	Daud	Khatiwada	Chawarachautara	Lanakedareshwor	Saalfari	Total
Total number of critical water sources (identified by WUMP)	NA	NA	NA	NA	NA	NA	NA
Number of protected sources through climate resilience	NA	NA	NA	NA	NA	NA	NA
Number of protected sources through water recharge	NA	NA	NA	NA	NA	NA	NA
Total number of sources protected	NA	NA	NA	NA	NA	NA	NA
% of critical water sources protected	NA	NA	NA	NA	NA	NA	NA

**Indicator 1.5: 100% coverage of water supply schemes with Water Safety Plan**

Water safety plan is prepared when the schemes were completed. In this year there is no any IPC schemes, 11 DWS are in IPO stage. Water safety plan training is provided to WSP team of 11 schemes of core VDCs. There are 7 schemes completed in Mahadevsthan and Chawara Chautara VDCs in last phase and they are applying WSP in their schemes. After completion of 11 schemes in next year, 100% WSP will be applied.

**Table 4: Water supply schemes with WSP in core VDCs**

Indicator 1.5	Mahadevsthan	Daud	Khatiwada	Chawara Chautara	Lana-Kedareshwor	Saalfari	Total
Number of water supply scheme implemented	0	-	-	0	-	-	0
Number of water supply scheme with WSP	0	-	-	0	-	-	0
% of water supply schemes with WSP	0	-	-	0	-	-	0

**Indicator 1.6: 95% of User Committees of improved water supply schemes in the supported VDC are active and able to maintain service level**

Indicator 1.6 is basically relevant only after construction of schemes i.e., for post construction phase. In this period, the schemes are in IPO status and given indicator cannot be assured fully. However, based on the some indicators like UC's regular meeting, selected & trained VMWs, O&M fund collection for service level maintenance, some phase II constructed schemes' status we can say that the concerned VDCs are able to maintain services level-based on constructed schemes. Thus based on the last year constructed schemes and the activeness of their user committees, they are towards maintaining service level at grass-root

level and also will be applicable to 11 IPO schemes in the next year after delivering services. There are 7 WS schemes constructed last year and they are maintaining services level to their users. Table 5 shows the activeness of UCs for maintaining service level.

**Table 5: Active water supply UCs maintaining service level.**

Indicator 1.6	Mahadev-sihan	Daud	Khairwada	Chawara-chautara	Lana-kedareswor	Saifari	Total
Number of water supply scheme implemented	4.00	-	-	3.00	-	-	7.00
<b>Number of schemes having:</b> O&M regulations implemented + Functional status: fully functional + O&M fund available + VMW mobilized + UCs having meetings regularly	4.00	-	-	3.00	-	-	7.00
% of UCs: active and able to maintain service level	100%	-	-	100%	-	-	100%

**Indicator 1.7:** At least three public audits conducted in each constructed drinking water scheme with participation of women and minority populations

By considering the transparency, participation on development activities and GESI mainstreaming in all the community led activities, the project provisioned at least three public audits. But, the status of the schemes i.e., are in IPO phase, there is no schemes having at least 3 public auditing right now. As per the project guidelines, the public auditing will be conducted by ensuring the participation of women and minority population.

**Table 6: WS Schemes with at-least three public audits**

Indicator 1.7	Mahadev-sihan	Daud	Khairwada	Chawara-chautara	Lana-kedareswor	Saifari	Total
Number of water supply scheme implemented	NA	NA	NA	NA	NA	NA	NA
Number of schemes having <b>at-least 3 public audit</b>	NA	NA	NA	NA	NA	NA	NA
% of WS schemes with at-least 3 public audits	NA	NA	NA	NA	NA	NA	NA
Number of participation in public audit	NA	NA	NA	NA	NA	NA	NA
Number of female participation	NA	NA	NA	NA	NA	NA	NA
Number of Dalit participation	NA	NA	NA	NA	NA	NA	NA
Number of Janajati participation	NA	NA	NA	NA	NA	NA	NA
% of Female participation	NA	NA	NA	NA	NA	NA	NA
% of Dalit participation	NA	NA	NA	NA	NA	NA	NA
% of Janajati participation	NA	NA	NA	NA	NA	NA	NA

Indicator 1.8: At least 50% of key positions (chair, vice chair, secretary, joint secretary and treasurer) in UCs of improved water supply schemes in the Project VDCs are held by women and a proportionate share (25%) held by minority populations

As per the project document, Gender equality and social inclusion is one of the major cross-cutting themes to be aligned with each activity done by RVWRMP. In this line, this indicator clearly mentioned that there should be 50% participation of women and proportionate share of ethnic minorities in every activities. As per the table below, RVWRMP Doti needs some some efforts to maintain the ration. As per 11 IPO DWS schemes, in an average, 47% females and 14% dalits hold on key positions of user committees. The status of Doti district mentioned in the table below proves that three VDCs are ok and the remaining three VDCs needs to maintain the ration in upcoming years to meet the requirement.

**Table 7: Composition of UC's key positions in implemented Water Supply schemes**

Indicator 1.8	Mahadev-sfhan	Daud	Khaitiwada	Chawara-chautara	Lana-kedareshwor	Saafari	Total
Total UC Key Positions	8	11	4	8	4	8	43
Female Key Positions	5	5	1	4	2	3	20
Dalit Key Positions	1	1	1	-	-	3	6
Janajati Key Positions	NA	NA	NA	NA	NA	NA	NA
% Female Key Positions	62.50%	45.45%	25.00%	50.00%	50.00%	37.50%	46.51%
% Dalit Key Positions	12.50%	9.09%	25.00%	0.00%	0.00%	37.50%	13.95%
% Janajati Key Positions	NA	NA	NA	NA	NA	NA	NA

Indicator 1.9: 100% of schools and health posts have child, gender and disabled (CGD) friendly WASH facilities

The practice of sanitation & hygiene maintained in school always associated with availability of excess water within the vicinity. This year is the base year and the sanitary management of the different institutions in the VDCs is not encouraging so far, however, some initiations like formation of child clubs, menstrual hygiene management, regular sanitation within the school compound, sanitation class run in the school have been adapting by schools. As per the table below, in an average, more than **67%** schools in all project core VDCs have child and gender friendly toilets. For other sanitation status at schools see below table. There is no any such friendly toilets supported by RVWRMP in the project VDCs and could not intervene more activities to promote institutional WASH facilities in intensive manner. However, campaigns for WASH promotion and behavior change for the same were facilitated with different events celebration and capacity building activities in the VDCs.

**Table 8.1: Status of CGD friendly WASH facilities in schools**

Indicator 1.9	Mahadev-sfhan	Daud	Khaitiwada	Chawara-chautara	Lana-kedareshwor	Saafari	Total
Total Number of Schools	5	12	7	5	11	9	49
Schools having child club	5	8	3	5	6	7	34
Schools having functional Water facilities within school yard	5	7	2	5	11	1	31
Schools having low cost water treatment practices for drinking water service.	-	-	-	-	-	-	-

Schools having functional toilet (1:50 student) cabin & urinal.	5	5	3	5	11	8	37
Schools having child & gender friendly toilet	5	5	3	5	7	8	33
School having MHM facilities	-	-	-	-	-	-	-
Schools with disable students (crutches, wheel chair user).	-	-	-	-	-	-	-
Schools having disable friendly toilet (Ram+++)	-	-	-	-	-	-	-
Schools having hand washing with soap facilities	1	3	3	5	5	4	21
Schools having solid waste management practices	3	8	5	5	8	9	38
Schools having O&M fund for sustaining the WASH facilities	-	-	-	-	-	-	-
Schools having garden	-	-	-	-	-	-	-

Regarding the sanitation facilities with their status in other institutions, as per WUMP baseline data, altogether 35 health posts and public institutions are in the project core VDCs. As per the table below, in an average, more than 74% institution in all project core VDCs have functional toilets and only 11% institutions have child and gender friendly toilets. The reason behind no WASH facility in the institution was reported due to lacking their own office building and those running offices in rental houses and also the staffs are also not regular in VDCs. See the status in table-8.2 below for details.

**Table 8.2: Status of CGD friendly WASH facilities in other institutions (health-post, public offices)**

Indicator 1.9	Mahadev-sihan	Daud	Khathiwada	Chawara-chaufara	Lana-kedreshwor	Saaffari	Total
Total Number of institutions	5	6	2	10	10	2	35
Institutions having functional Water facilities	3	2	-	4	5	2	16
Institutions having low cost water treatment practices for drinking water service.	1	1	1	2	4	1	10
Institutions having functional toilet.	3	3	2	6	10	2	26
Institutions having gender friendly toilet	-	1	1	-	1	-	3
Institutions having disable (crutch, wheel chair user) friendly toilet.	-	-	-	-	1	-	1
Institutions having hand washing with soap facilities	3	2	1	3	5	2	16
Institutions having solid waste management practices	3	3	2	7	10	1	26
Sub/Health post having hospital waste management facilities	1	1	1	1	1	1	6

Indicator 1.10: More than 50% of RV-supported drinking water services schemes in core VDCs shall have affiliation with cooperative to proliferate their capital



The affiliation of user committees to viable cooperatives is very important to proliferate their capital. In Phase III VDCs, there are not so functional cooperatives even supported by other agencies. RVWRMP supported schemes are not completed in terms of construction as of the reporting time and there is no any chances to strengthen existing cooperative in this year. As per the experience with cooperative developed in phase II, if the cooperatives are strengthened and UCs will be affiliated to cooperatives, the capital will be proliferated. However there are 7 WS schemes constructed in two VDCs last year and the status of existing cooperatives in Chawara chautara has some possibility to affiliate and other VDC Mahadevsthan has no any chances to strengthen this year. So, assessment of indicator 1.10 could not be relevant for this reporting year.

**Table 9: Affiliation of WS schemes in cooperatives in core VDCs**

Indicator 1.10	Mahadev-ssthan	Daud	Khaitiwada	Chawara-chautara	Lana-kedareshwor	Saalfari	Total
Total number of WS schemes	NA	NA	NA	NA	NA	NA	NA
Number of schemes having account in cooperative	NA	NA	NA	NA	NA	NA	NA
Amount of total O&M fund of WS schemes in cooperatives	NA	NA	NA	NA	NA	NA	NA
% of WS schemes affiliated in cooperatives	NA	NA	NA	NA	NA	NA	NA

Indicator 1.11: 50% of VDCs are able to declare Total Sanitation, by achieving 4 out of 5 of the key do-able action indicators

This is behavior change related indicator has provision that 50% VDCs are able to declare total sanitation zone by the end of project period. Linking with this indicator, there are many sub indicators as mentioned in the table 10. Comprehensive assessment was not carried out to assess the indicator i.e., it is too early to assess this indicator. However, based on SP bimonthly progress report, WUMP report and the random sampling method applied for the assessment, table 10 shows that around 95% households, in an average, have improved toilet facilities and used all times by the community people and only 33% have hand washing with soap facilities. Furthermore, it needs to study the behavior changes in the community. In line with National Sanitation Master Plan (NSMP), all the project VDCs had already declared ODF and all 6 core VDCs have prepared their total sanitation plan for their action to promote total sanitation in the VDCs. Field team has supported VWASHCCs to plan and implement the doable actions in total sanitation plan at household, school and community level. Details of all sub indicators under indicator 1.11, are given below in table 10.

**Table 10: Total sanitation status of core VDCs**

Indicator 1.11	Mahadev-ssthan	Daud	Khaitiwada	Chawara-chautara	Lana-kedareshwor	Saalfari	Total
Total household in VDC	848	1,358	1,245	467	565	565	5,048
HHs having access to toilet to all at all time	848	1,342	1,037	456	512	565	4,760
HHs having hand washing with soap facilities	334	153	445	448	205	85	1,670

HHs having access to safe drinking water (practicing low cost HH treatment technology)*							-
HHs practicing safe food intake*							-
HH having ICS	-	14	-	-	-	-	14
HHs managing the FYM	-	163	30		35		228
HH having the Chang	91	250	205	382	264	72	1,264
HHs having waste Pit	72	153	187	412	117		941
HHs managing the waste water in HG*		18					18
Achieved VDCs with at least 4 out of 5 of the key do-able action indicators (Yes/No)	No	No	No	No	No	No	No
Declared Total Sanitation VDC (Yes/No)	No	No	No	No	No	No	No

\*Need HBCS to verify for sanitation & hygiene status

Source: Hygiene Behavior Convenience Survey (HBCS) for Sanitation and Hygiene, SP Bimonthly report

### Indicator 1.12: 90% of menstruating women able to use the toilet in project VDCs

It is one of the major discriminations that no allowed of using taps and no allowed of toilets somewhere during menstruation period in far west region and also applied in Doti too. This is the major barrier for social transformation. It has affect not only in social dignity, also is obstacles of total sanitation. The *chhu* hut practiced by menstruating women in a few VDCs of Doti thereby discriminating for using toilet and tap can be observed also in RV-core VDCs. Since the project is advocating for elimination of such malpractices through intensive social mobilization, awareness campaigns and using various IEC materials, the issues are still deep rooted in rural communities and also obstructing to achieve the result towards sanitation and hygiene. In line with indicator 1.12, random sampling was done separately to collect the information to assess the situation of menstruating women using toilet in core VDCs.

Around 51% to 79% menstrual women use toilet during the time, which is in an average about 61% of the all core VDCs. Out of 405 total respondents, 251 women said that they use toilet during menstruation. Special attention has to be paid to promote total sanitation, eradicating such unsocial practices. By the end of the project, the result indicator will be achieved.

**Table 11: Menstruating women using toilet in core VDCs**

Indicator 1.12	Mahadev-sihan	Daud	Khaitwada	Chawara-chautara	Lana-kedareswor	Saaitari	Total
Total respondents of BCS	45	90	90	45	90	45	405
Number of respondents: Do menstruating women able to use toilet? with answer "Yes"	29	47	46	35	71	23	251
% of menstruating women able to use toilet	64%	52%	51%	78%	79%	51%	62%

Source: Behavior Convenience Survey (BCS) for Sanitation and Hygiene

### 3.1.2 Livelihoods

Livelihood improvement is one of the major results provisioned in phase III of RVWRMP. The From the very beginning of its first phase RVWRMP piloted the sustainable livelihood

approaches and it has been highly scaled-up during Phase II and continue in phase III too. The livelihoods interventions have been properly linked with water schemes and some livelihood interventions like home garden management training, development and mobilization of local resources person (LRP) to support home garden groups were jointly conducted with District Agriculture Development Office (DADO). At the same time, the categorization of project VDCs by using sub-sector analysis (SSA) tool to high, medium and low potential to scale up the basic livelihoods option and advanced level livelihoods interventions was completed in the district. The VDC categorization result yet to be finalized.

**Result 2: Improved and sustainable nutrition, food security and sustainable income at community level through water resources based livelihoods development**

**Indicator 2.1: At least 78% of the households provided with improved water supply, have a functional home garden**

The concept of livelihood development emanated from the availability of water where the resources are utilized for productive undertakings like establishment of home gardens to address food security & nutrition. In connection with home garden management, 12 home garden management groups were formed and trained in 6 core VDCs. With the support of this training, community people started to upgrade existing home garden with defined components. There are 11 WS schemes in IPO stage in all 6 core project VDCs. With respect to the total beneficiary of water supply scheme, in an average **42.5%** beneficiary (ranging from 26.6% to 78.1%) households have functional home garden with at least four major crops. Based on the financial resources and coverage by schemes, the coverage in this year seems not meeting the target and will be met on the coming years. VDC wise coverage of home garden management is presented in the table 12.

**Table 12: WS beneficiary households with functional home garden in core VDCs**

Indicator 2.1	Mahadev-sthan	Daud	Khafiwada	Chawara-chautara	Lana-kedareswar	Saaffari	Total
Number of beneficiary households of WS schemes	203	115	172	71	32	96	689
Number of WS beneficiary household with functional home garden*	54	55	64	45	25	50	293
Number of people benefited by Home Garden	54	55	64	45	25	50	293
% of WS beneficiary households with functional home garden	26.6%	47.8%	37.2%	63.4%	78.1%	52.1%	42.5%

\* Home garden means the household having 4 major crops in the garden: vegetables, spices, fodder, fruit and productive at least 6 months.

**Indicator 2.3: At least 50% of home garden training participants, TOTs and/or Lead Farmers are women**

As indicated in above indicator, the participation of women in home garden training, ToT and/or leader farmers found very impressive in Doti. In connection with this indicator, there is significant achievement made during the reporting year. Women's participation in home

garden training, TOTs and/or Lead Farmer training is 76.8% (in an average and ranging from 50% to 98.3%) as shown in the table below.

**Table 13: Women participation in HG, TOT and/or LF training in core VDCs**

Indicator 2.3	Mahadev-sihan	Daud	Khaitiwada	Chawara-chautara	Lana-kedareshwor	Saaffari	Total
Number of participants in HG training	54	57	59	45	52	55	322
Number of women participated in HG training	53	57	59	28	30	28	255
Number of participants in TOT	-	7	3	-	7	3	20
Number of women participated in TOT	-	2	1	-	2	1	6
Number of participants in Leader Farmer training	4	4	4	-	-	4	16
Number of women participated in Leader Farmer training	4	4	4	-	-	2	14
% of women participation in HG	98.1%	100.0%	100.0%	62.2%	57.7%	50.9%	79.2%
% of women participation in TOT	0.0%	0.0%	0.0%	0.0%	0.0%	0.0%	0.0%
% of women participation in LF training	100.0%	100.0%	100.0%	0.0%	0.0%	50.0%	87.5%
% of women participated in HG and/or TOT and/or LF training (total)	98.3%	92.6%	97.0%	62.2%	54.2%	50.0%	76.8%

**Indicator 2.4:** Dalit and other socially excluded groups have participated in home garden training at least to their representative proportion of community members.

As per the indicator 2.4, Dalits and Janajatis are socially excluded groups. In relations to GESI strategy, the above result indicator specifies that the attendance of minority and DAG groups should be in proportionate to their population in water supply beneficiaries and equally should represent in livelihoods activities. As per the demographic distribution of core project VDCs, there is no any Janjati HHs reported. The participation of Dalit is satisfactory ensured. As per table 14 below, the participation of dalit HHs is 23% in an average ranging from 6% to 41%. The following table shows the information in this regard.

**Table 14: Proportion of participants in Home garden training in core VDCs**

Indicator 2.4	Mahadev-sihan	Daud	Khaitiwada	Chawara-chautara	Lana-kedareshwor	Saaffari	Total
Number of total WS beneficiary Households	203	115	172	71	32	96	689
Number of Dalit HH	78	7	32	NA	13	36	166

DISTRICT DOTI PROGRESS REPORT

Number of Janajati HH	NA	NA	NA	NA	NA	NA	NA
% of Dalit HH in the beneficiary community	38.42%	6.09%	18.60%	0.00%	40.63%	37.50%	24.09%
% of Janajati HH in the beneficiary community	0.00%	0.00%	0.00%	0.00%	0.00%	0.00%	0.00%
Number of participants in HG training	54	57	59	45	52	55	322
Number of Dalit participants	1	-	-	-	-	2	3
Number of Janajati participants	NA	NA	NA	NA	NA	NA	NA
% of Dalit participation in HG training	1.85%	0.00%	0.00%	0.00%	0.00%	3.64%	0.93%
% of Janajati participation in HG training	0.00%	0.00%	0.00%	0.00%	0.00%	0.00%	0.00%
% Difference in proportionate participation of Dalit	36.57%	6.09%	18.60%	NA	40.63%	33.86%	23.16%
% Difference in proportionate participation of Janajati	NA	NA	NA	NA	NA	NA	NA

Indicator 2.5: 70% of irrigation scheme beneficiaries practicing double or triple cropping

There is no any irrigation schemes implemented during this fiscal year, this indicator is not applicable at this time.

**Table 15: Irrigation beneficiaries<sup>1</sup> practicing double or triple cropping in core VDCs**

Indicator 2.1	Mahadev-sthan	Daud	Khatiwada	Chawara-chautara	Lana-kedareswor	Saaffari	Total
Number of CI schemes	NA	NA	NA	NA	NA	NA	NA
Number of CI beneficiary HHs	NA	NA	NA	NA	NA	NA	NA
Number of CI beneficiaries	NA	NA	NA	NA	NA	NA	NA
Number of CI beneficiary HHs practicing double or triple cropping	NA	NA	NA	NA	NA	NA	NA
Number of MIT schemes	NA	NA	NA	NA	NA	NA	NA
Number of MIT beneficiary HHs	NA	NA	NA	NA	NA	NA	NA
Number of MIT beneficiaries	NA	NA	NA	NA	NA	NA	NA
Number of MIT beneficiary HHs practicing double or triple cropping	NA	NA	NA	NA	NA	NA	NA
% of total irrigation beneficiary HHs practicing double or triple cropping**	NA	NA	NA	NA	NA	NA	NA

\*\*Double or more crops could include cereals, vegetables and tuber-crops

Indicator 2.6: Estimated 50 000 beneficiaries receive irrigation support

There is no any irrigation schemes implemented during this fiscal year, this indicator is not applicable at this time.

Indicator 2.7: At least 50% of the energy generated by micro-hydro schemes is utilized and paid

<sup>1</sup> Irrigation beneficiaries practicing double or triple cropping would be counted only after 12 months from completion of irrigation schemes.

In this fiscal year, there was no any micro-hydro schemes planned in core VDCs. However, there was one MHS completed in this year in Chawara Chautara VDC (Phase II carried over VDC) and have no any plan for its end use promotion yet and are planning to utilize the surplus power to Ncell and further management as well business plan.

**Table 16: Energy generation and utilization with revenue in core VDCs**

Indicator 2.7	Mahadev-ssthan	Daud	Khaliwada	Chawara-chautara	Lana-kedareswor	Saaffari	Total
Number of Energy schemes	-	-	-	1.00	-	-	1.00
Number of energy schemes through MUS	-	-	-	-	-	-	-
Total energy produced (KWH)	-	-	-	65.00	-	-	65.00
Total energy utilized (KWH)	-	-	-	-	-	-	-
Total revenue collected	-	-	-	-	-	-	-
% of energy utilized and paid	-	-	-	-	-	-	-

Indicator 2.9: At least 90% of UCs for the Project- supported micro-hydro schemes are active and able to maintain service level as verified by presence of a paid maintenance worker, public audit at least once a year and an affiliation with cooperatives to accumulate its capital

There is one MHP constructed in Chawara chautara VDC of Doti jointly with other agencies last year and completed its all activities in this fiscal. The user committee of MHP hired one paid maintenance worker, conducted public audits and hearing as periodic basis but it is not affiliated with cooperative in Chawara chautara because of not present the viable and reliable cooperative in the VDC till date. The VDC has discussed and reached at the end of realization of viable cooperative in the VDC and started for developing a viable and reliable cooperative in the VDC recently. As soon as the cooperative established, the UC of MHP is planning to affiliate with the cooperative. Besides this there is no any MHPs in project core VDCs till date.

**Table 17: Active Micro-hydro UCs with capacity to maintain service level in core VDCs**

Indicator 2.9	Mahadev-ssthan	Daud	Khaliwada	Chawara-chautara	Lana-kedareswor	Saaffari	Total
Number of Micro-hydro schemes (including MUS with MHP)	-	-	-	1.00	-	-	1.00
<b>Number of MH schemes having:</b>							
Paid maintenance worker	-	-	-	1.00	-	-	1.00
Public audit at least once a year	-	-	-	1.00	-	-	1.00
Affiliated with cooperatives	-	-	-	-	-	-	-
<b>Number of schemes having composition:</b>							
paid maintenance worker + conducted public audit at least once a year + affiliated with cooperatives	-	-	-	1.00	-	-	1.00
% of MHP UCs: active and able to maintain service level	-	-	-	1.00	-	-	1.00



Indicator 2.10: At least 12 000 families trained in income generating activities

RVWRMP has also given more emphasis on income generation activities to reduce poverty and aiming to contribute to O&M for sustainability of constructed schemes. In this year, there were only 3 major trainings like local resource person development, leader farmers, multipurpose nursery raising, poly house establishment and establishment conducted in the district benefitting 42 farmers which ultimately supporting to income generating. The details is presented in the table 18 below.

**Table 18: Detail of participation in Income Generating Activities**

Type of Income*** Generating Training	Number of VDC involved	Women participants	Dalit participants	Janajati Participants	Other participants	Total Participants
Local Resource Persons	2	3	-	-	8	8
Leader Farmers	4	14	3	-	13	16
Multipurpose nursery	4	3	4	-	8	12
Poly-house	6	1	1	-	5	6
<b>Total</b>	<b>16</b>	<b>21</b>	<b>8</b>	<b>-</b>	<b>34</b>	<b>42</b>

\*\*\* Note: Agro-vets, LRPs, Leader Farmers, Small Enterprises. This should also include all commercial farmers having been trained.

Indicator 2.11: At least 50% women in the leadership posts of project supported cooperatives

RVWRMP has been providing strengthening support to cooperatives since phase I and it has been more intensified in Phase II. During Phase II, one cooperative in Simchaur VDC was formed and strengthened and now they are working properly. But, there are no any cooperatives supported yet in phase III core VDCs. For the potentiality of cooperative development and promotion, the assessment was done in existing seven cooperatives in 6 core VDCs formed and developed by other agencies and found that the intensive support is needed to promote them in many aspects. The district is planning to develop and promote cooperatives in the days to come in core VDCs as much as possible.

**Table 19: Composition of leadership<sup>2</sup> posts of project supported cooperatives.**

Indicator 2.11	Mahadev-sthan	Daud	Khatiwada	Chawara-chautara	Lana-kedreshwor	Saaffari	Total
Total leadership position of cooperatives	NA	NA	NA	NA	NA	NA	NA
Female leadership position	NA	NA	NA	NA	NA	NA	NA
Dalit leadership position	NA	NA	NA	NA	NA	NA	NA

<sup>2</sup> Leadership position includes: Board of directors, Managers (not Assistant Manager), Account Committee.

Janajati leadership position	NA	NA	NA	NA	NA	NA	NA
% Female leadership position	NA	NA	NA	NA	NA	NA	NA
% Dalit leadership position	NA	NA	NA	NA	NA	NA	NA
% Janajati leadership position	NA	NA	NA	NA	NA	NA	NA

Indicator 2.12: 90% of developed cooperatives shall achieve operational self-sufficiency, which should be greater than 110%.

There is no any cooperatives developed and strengthened this year.

**Table 20: Operational self-sufficiency of project supported cooperatives**

Name of cooperative	Interest Income (in NPR) (A)	Operational Cost (in NPR) (B)	Interest Paid (in NPR) (C)	Loan Loss Provision (in NPR) (D)	Operational Self Sufficiency (OSS) <sup>3</sup> (in %)
NA	NA	NA	NA	NA	NA

Indicator 2.13: Estimated 40 000 cooperative members

There is no any cooperatives developed and strengthened this year.

**Table 21: Composition of shareholders of project supported cooperatives**

Name of cooperative	Total Shareholders	Shareholders by sex		Shareholders by ethnicity		
		Male	Female	Dalit	Janajati	Others
NA	NA	NA	NA	NA	NA	NA

### 3.1.3 Institutional Capacity Building

Capacity building is the major aspect of RVWRMP and the Project has provision and framework for capacity building at the national and provincial level, district level and community level that can be used organizing trainings as needs arise as well as to participate in capacity building measures within the sector development efforts. In this line result is set out and indicators are developed accordingly. Under this heading, the need based capacity building trainings, campaigns and exposures have been organized by the project at different level to strengthen the capacity and increase efficiency, effectiveness, and develop ownership among different stakeholders and beneficiaries towards integrated water resource management achievements.

**Result 3: GoN institutional capacity to continue integrated water resources planning and support communities in implementing and maintaining WASH and livelihood activities**

<sup>3</sup> Here, Operational Self Sufficiency is:  $OSS = \left[ \frac{A}{(B+C+D)} \right] * 100$

**Indicator 3.1: Policy Advocacy approach approved and dissemination program prepared to ensure that RVWRMPs experiences are reflected in provincial and national policy planning**

As defined in project document and logical frame work, some RVWRMP's learnings have been adopted by VDC and district level line agencies. The project implementing strategy will go ahead as guided by the developed and approved guidelines. The VDCs have been adopted water use master plans (WUMPs) as major planning tools to plan and implementation of water resources related activities by other adjoining VDCs in the district. So the indicator 3.1 cannot be measured in base year of the project. However, national WUMP guidelines has been developed and indorsed in government system during phase II. Similarly, sharing and coordinating the lessons learned from phase I & II with concerned authorities, home garden management concept is internalized by the department of agriculture and being implemented by DADO in the district.

**Indicator 3.2: National and Provincial authorities in WASH, agriculture and small industries sectors informed on RVWRMP experiences**

There is no so significant progress made in the district during reporting period. However, at last year of phase II, department of water supply and sewerage was coordinated for assessment of functionality status of water supply schemes, household sanitation and institutional sanitation through akvoflow mobile application survey. In close coordination and collaboration with RMSO, it has been done in project VDCs in Doti and RMSO agreed to do in the remaining VDC. This practice should be continued in phase III with the aim of full coverage of the districts.

**Indicator 3.3: Ownership strengthened, as demonstrated by minimum 1% contribution to scheme costs by DDC or corresponding future body**

Contribution from District Development Committee, Doti was remained excellent during phase II. This practice has been continuing in phase III. The contribution percentage of FY 2072/73 by DDC was about 1.31% of total budget as in AWP01. More than planned budget was expended. This is the result of well coordinating orientation on the RVWRMP PIG provisions and district performance evaluation funding based system. DDC Dot always put matching fund with first priority among the other projects/programs under DDC.

**Indicator 3.4: Necessary technical and administrative support is provided without delays by DTO, DADO and other relevant offices, as verified by at least 10 annual DMC meetings in each Project district**

The supreme body for the planning, implementation, monitoring and evaluation of project activities as well as administration and management under RVWRMP is District Management Committees (DMCs) in the district. The DMC will meet at least once a month to review the progress of project activities in the district and discuss other relevant matters. For Phase III, the composition of the DMCs will incorporate also the key district line agencies that are active in livelihood development, watershed protection and post-construction support activities. In Doti, there are regular DMC meetings comprising at least one in a month. There are 16 meetings held during the reporting year. Generally, administrative, technical, program and other kind of support from DMC officials is remarked as very effective and efficient.

**Indicator 3.5: At least 80% of the annual budget allocated by CSIDB and DADO for joint LH activities in the Project VDCs has been utilized**

The one of the beauties of RVWRMP is joint collaboration and coordination for achieving the common results in the district. The collaboration with district MoUs partners for livelihoods activities at district level is outstanding and highly synergetic in the sector of HGM training and support, leader farmers training, multipurpose nursery training and regional market centre

establishment. The series of collective efforts have been done so far together at district and field level during the reporting year and it will be continued in the next year too. The budget allocated by DADO was expensed 100%. As there was no plan regarding micro enterprise establishment in very first year of phase III, the collaboration with CSIDB was not acted. Some of the joint programs completed during reporting period are presented in the table 22 below.

**Table 22: LH activities conducted through coordination / collaboration with CSIDB / DADO**

Name of activities	Number of RVWRMP working VDCs involved	Supporting agency (CSIDB / DADO)	Total allocated Budget for Joint LH activities	Actual utilized amount	% utilized against planned
Regional market centre development and promotion	FWD Regional level	DADO	Joint invest: RVWRMP-300,000, GNI-800,000 and remaining from DADO contributed last fiscal year		
Home garden management training and support	6	DADO	24,500.00	24,500.00	100.00%
Leader farmers' training	4	DADO	22,000.00	22,000.00	100.00%
Multipurpose raising farmers' training	4	DADO	17,000.00	17,000.00	100.00%
<b>Total</b>			<b>63,500.00</b>	<b>63,500.00</b>	

**Indicator 3.6: At least 85% of DWRDF funds are expended against the budget**

All the district activities were planned under DWRDF to implement in the field. As per the fund flow mechanism for investment through District Water Resources Development Fund (DWRDF) the contribution from Government of Finland and the Government of Nepal has released as per the commitment on Revised Annual Work Plan (AWP) for fiscal year 2072/073. As per revised AWP01 the total budget **NPR 25,851,491** was allocated to complete the planned schemes and activities. All the planned activities except DMC exposure visit and District ODF support were completed as per the plan. All planned budget is not totally utilized to complete the planned schemes and activities due to low bidding of suppliers on construction materials. One WS scheme in Chawara chautara was finally unable to contract with DDC due to unsettled conflict and decided by VWASHCC and DMC at the end of fiscal year to drop. The actual expenditure to complete the planned activities was **NPR 22,929,460.32 (88.70% budget utilized)** against the planned budget **NPR 25,851,491**. The heading wise detailed budget and expenditure is as follows;

**Table 23: Utilization of DWRDF**

Budget heading	Budget	Expenditure	% expenditure against budget
Capital	13,991,491.00	12,909,614.00	92.27%
Recurrent	11,860,000.00	10,019,846.32	84.48%
<b>Total</b>	<b>25,851,491.00</b>	<b>22,929,460.32</b>	<b>88.70%</b>

**Indicator 3.7: Project schemes' status updated annually in all Project DDCs, and data on WUMP reports and baseline are updated**

The ownership hand over cards of constructed schemes' record and Water use master plans are recorded in DIDC/DDC, Doti. Since this is the base year for phase III, system as mentioned in indicator 3.7 to be established with the relevant capacity building of concerned officials of DDC.

#### Indicator 3.8: 100 New WUMPS prepared

As per the provision of 100 new WUMPs prepared in phase III of all 10 project districts, DDC Doti has selected only one VDC named Dhirkamandu for WUMP preparation in this fiscal year. The other VDCs will be selected based on the set criteria by project in the coming years. In this line WUMP preparation work of Dhirkamandu is under progress (data entry).

#### Indicator 3.9: VDC ownership strengthened as demonstrated by minimum 6% contribution to scheme costs by VDC

As mentioned in the PD, the one of the major contributors for investment in schemes is concerned VDCs. In 6 core VDCs, there are 11 water supply schemes has been implemented in FY 2072/73 and all are in IPO status. As per the total cost of the schemes stated in agreement, contribution status was guided by the phase II PIG as it was provisioned by the project. Following figure reflects the contribution sharing from the VDCs in the schemes of concerned VDCs and the actual contribution share will only be measured after the schemes are completed based on measurement book. As per the agreement made the concerned VDCs released the committed amount to the account of users committees. Actual released amount of VDCs to the schemes are presented below in the table 24.

**Table 24: VDC contribution on total actual investment**

Indicator 3.9	Mahadev-sthan	Daud	Khatiwada	Chawara-chautara	Lana-kedareswor	Saiffari	Total
Total actual expenditure in investment cost	NA	NA	NA	NA	NA	NA	NA
VDC contribution	389,247	302,177	253,069	337,715	125,369	392,550	1,800,127
% of VDC contribution against actual expenditure	NA	NA	NA	NA	NA	NA	NA

## 3.2 Highlights of Physical Achievements

### 3.2.1 Drinking Water Supply

As per the basic need of drinking water in the rural communities, drinking water supply sector comes in the first priority in the WUMPs for all VDCs. WUMP is the entry point for implementing water supply schemes clearly mentioned and prioritized in the WUMPs by the concerned VDCs, the water supply schemes were selected, endorsed from village as well district councils by following the government planning process. There were a total of 11 water supply schemes designed and has been implementing in six project VDCs. As per the agreement with DDC for implementation of phase III activities on March 2016, agreement with concerned UCs for implementation in the field also delayed. In addition, the scarcity of materials in the market and time taking procurement process somehow hindered the physical progress. Now the construction work of the schemes is rapidly going on in the field and all the schemes are in

implementation ongoing status. Thus the progress of the schemes in average was about 50%. All the schemes will be expected to complete in next fiscal year and will benefit 689 households (4,448 population) will have to access to improved water supply systems.

To these extent, there were a series of capacity building activities held for the user committees and users with step by step procedures and technical survey and design. The major capacity building activities carried out under this sector are; users committees formation and registration, technical survey, design and estimate, community action plan (CAP) preparation and endorsement, social mobilization and orientations and other capacity building activities. The water user committee (WUC) has been set up and shared their contribution in both investment and O&M funds as per the contribution pattern.

Furthermore, the proposed sources for next years' proposed schemes were measured in different peak dry months to ensure the source discharge. As per the findings, the recent discharge is lower than the discharge recorded at the time of WUMP preparation even in some schemes it was found the 50% discharge was reduced.

### 3.2.2 Sanitation and Hygiene

Aligning with the National sanitation master plan (NSMP), the district has already planned to declare open defecation free district by 2015 with no subsidy policies but till date the district is unable to declare ODF even though all the VDCs and municipality has already declared ODF. District has planned to declare district ODF within first trimester of coming fiscal year. Based on the target set by the District Water, Sanitation and Hygiene Coordination Committee (DWASHCC), the concerned Village Water, Sanitation and Hygiene Coordination Committees (VWASHCCs) has already declared ODF and solely responsible to implement the activities as per the plan to meet their targets and the project also joined hands with them in the areas of behavior change, toilet use, social mobilization, financial support, technical support, monitoring to declare ODF in all project VDCs. The sanitation and hygiene promotion activities are stepping up towards total sanitation.

The ODF declared VDCs are planning to move towards to declare total sanitation and indoor air pollution free. In phase III, 4 project VDCs has prepared post ODF strategy and 2 VDCs namely Mahadevsthan and Chawara chautara have already prepared post ODF strategy and implementing activities accordingly in the communities.

The integration of the washing platforms and utensil drying racks in home garden management as well as awareness raising on hand washing practices has been widely communicated at local level under hygienic behavioral changes. Other sanitation and hygiene promotional activities included mass campaigning, media mobilization and special sessions aimed at specific target groups, such as students, teachers, and women groups has been carried out. To promote sanitation activities with changing existing hygiene behavior, series of events, campaigns, triggering sessions, etc were conducted in the project VDCs. The major events, campaigns, day celebration & trainings were National Sanitation Action Week (05-11 June), World Environment Day (5 June), World Water Day (22 March), Global Hand Washing Day (19 November), International Women's Day (8 March) and Menstrual hygiene day (28 May) where various activities like talk programme, street drama, rally, radio program, deuda competition, cleaning of school compounds, household sanitation, etc in the leadership of community people and groups in the community. By focusing different groups like students, teachers, women's groups, and VWASHCC different special classes and sessions were conducted.

### 3.2.3 Micro Hydro

There is one MHP having 65 kWh capacity constructed in Chawara chautara VDC of Doti jointly with other agencies last year and completed its all activities in this fiscal. The completion of distribution line work, earthen works, public hearing about the budget



expended, operator selection, training and mobilized him to MHP and wiring in HHs in this year. There were no other MHPs in other core VDCs in this year.

### 3.2.4 Improved Water Mills

There is no any improved water mills (IWMs) implemented in this year.

### 3.2.5 Improved Cooking Stoves

There is no any improved cooking stoves (ICS) implemented in this year.

### 3.2.6 Irrigation

There is no any irrigation schemes implemented in this year.

### 3.2.7 Cooperatives and Micro Finance Institutions

RVWRMP has been providing strengthening support to cooperatives since phase I and it has been more intensified in Phase II. During Phase II, one cooperative in Simchaur VDC was formed and strengthened and now they are working properly. But, there are no any cooperatives supported yet in phase III core VDCs. For the potentiality of cooperative development and promotion, the assessment was done in existing seven cooperatives in 6 core VDCs formed and developed by other agencies and found that the intensive support is needed to promote them in many aspects. The district is planning to develop and promote cooperatives in the days to come in core VDCs as much as possible. As per the assessment in this year there are altogether 81 active COs found in 5 core VDCs of which 6 are male COs, 27 are Female COs and 48 are Mixed COs having capital mobilization amount NPR 9,422,633. In this year there is no any activities done for CO strengthening in Doti.

### 3.2.8 Home Gardens

The project emphasis more on nutrition and food security aspect and the VDCs focuses on livelihood plans in their WUMPs. From the beginning of phase II, the project has been addressing to increase the nutritional status of rural people by adopting home garden management (HGM) aspect forming and mobilizing HGM groups. The project mainly focuses on the components of the home garden management like vegetable production and consumption, fruit farming and orchard management, spices production, fodder and forages plantation, medicinal plants and herbs plantation, surplus/waste water use for vegetable production, manure management, promotion of sanitation facilities and so on considering that every households have access to nutritious, delicious, healthier and enriched food stuffs from their limited even smaller pieces of land thereby improving food habits and food security also envisioning some income from surplus production. As per the vision, there should be organized groups and skilled human resources to drive this component and by considering this the project has been supporting community people linked with water supply schemes on home garden management groups and has been providing HGM trainings to capacitate them as well.

The group members were given training on home garden management, leader farmer development and multipurpose nursery management techniques with farm yard manure management, nutrition, seasonal crop calendar preparation, waste water utilization and so on.

In such trainings group members were taught about the different nutrition enriched vegetable crops, seasonal calendar for vegetable production, nursery raising practices, compost manure preparation, urine collection and its application techniques++ with seed kits for scaling up numbers, skill and knowledge by establishing demonstrations.

There are a total of 326 HHs have been benefitting under 12 farmers groups which have been formed and mobilized in this year for home garden management in 6 project VDCs. The following participants has been benefitting from home garden management training: out of

a total 322 participants, 255 female (79.2%) members and 89 Dalit (27.6%). With respect to the total beneficiary of water supply schemes, in an average 47% beneficiary households have functional home garden with at least four major crops due to less resources to form and mobilize HGGs in this year.

### 3.2.9 Measures for Livelihoods Promotion

Among the three results of RVWRMP III, one result fully focuses on livelihood promotion mentioning as "Improved and sustainable nutrition, food security and sustainable income at community level through water resources based livelihoods development". RVWRMP's approach to livelihoods is based on the sustainable livelihoods framework which emphasizes generating or strengthening natural resources-based livelihoods assets and helps to analyze and organize previously independent, interrelated and pilot activities under one coherent and holistic framework. It emphasizes community participation, community interest and community demand. It links up the community capacity development and increased resilience to cope with the impact of climate change with the promotion of improved livelihood options such as on farm and off farm income generating activities, improved access to financial services and conservation of water sources and forests.

As per the interventions for livelihoods promotion, there are mainly three types of activities i.e., nutrition and food security improvement and sustainable livelihood promotion provisioned in the project document. Furthermore, the livelihood activities are interlinked with water schemes as well as institutional development and strengthening and climate resilience activities. The active home garden management groups with functional home gardens in constructed schemes by community people, services delivered by developed local resources persons, establishment of multipurpose nurseries to produce saplings of multiple purposes, using of low cost technologies for income generation, establishment of micro-enterprises, end use of energy generated from constructed MHPs are the measures for livelihood promotion. A financially more secure and healthier community as a result of the livelihoods activities will also be better able to collect fund for scheme operation and maintenance.

To support the pre-set objectives and results, there were some of the activities like 16 HGM groups formed, trained and mobilized, 12 leader farmers developed and mobilized to provide the services in the field, 12 multipurpose nursery raising farmers developed and nurseries established in the project VDCs, sub sector analysis for potentiality identification on advance level livelihoods promotion. There is one of the most prominent joint collaborative action with DADO was the establishment of regional market centre in Rajpur Dipayal Doti.

### 3.2.10 MUS

The project has given emphasis on multi use services (MUS) of water as first priority while preparing WUMPs for the support but in this year there is no any MUS schemes has been supported for implementation.

### 3.2.11 Income Generation Sustainability

The pre-requisites for any of the interventions' sustainability are; institutional set up, continuation of practices, capital, market and linkages, availability of services at local level and so on based on the sectors and commodity. The promotion of sustainable livelihoods should be strongly linked with income-generating activities for the community. Based on the access to the aforementioned pre-requisites, the livelihoods activities can be categorized as basic and advanced level livelihoods. Except the basic home garden practices, the market targeted vegetables production, vegetable seed production, end uses of micro hydro-based micro enterprises, vocational skills, marketing and processing, value addition on products, etc. Advanced level of livelihoods activities including income generating activities should be

implemented based on the sub-sector analysis and coordination with like-minded organizations.

For promoting the sustainable livelihoods in the rural community, sub sector analysis for advance level livelihoods intervention is being done in potential VDCs. In this year, sub sector analysis was carried out in Daud, Khatiwada and Chawara chautara VDCs to identify the potential sub sectors for promoting advance level livelihoods intervention. Similarly, leader farmers training to provide technical know-how through local resource persons, multipurpose nursery raising training was also provided to establish multipurpose nurseries in each VDC. Twelve farmers have started to grow nurseries in each VDC (3 from each VDCs for 4 VDCs this year and 6 farmers were trained and established MPNs in carried over phase II VDCs).

Linking with viable cooperative is very important means to sustain income generating activities. So, cooperative led livelihood might be the effective floor to run the livelihood business sustainably. Also to get regular services from government offices especially from DADO, the formed groups should be registered. The formed HGGs has been registered to DADO in Doti.

#### 4. Sustainability

As mentioned in project document, the overall objective of the project is **“Improved public health and reduced multidimensional poverty within the project working area”** and the purpose is **“Universal access to basic WASH services, and establishment of functional planning and implementation frameworks for all water uses in the project area”**. To achieve the above objective, the project envisioned the enhanced local capacity to plan, implement and manage the water related infra including drinking water, MUS, and micro hydro with an appropriate water resources management plan at the local level starting from its planning, preparation, implementation and post construction phases. Therefore, the project has set the provision of financial, technical as well institutional arrangements for sustainability of constructed schemes and other sectors.

The constructed schemes will only be sustained, if the organizational/institutional set up is strong enough and accountable towards works completed. By considering the fact, RVWRMP emphasized users committees to form, register and capacitate. Also the project has post construction support policy aimed to sustain the intervened activities. In this regard, the project has been facilitating various activities for sustainability in terms of institutional arrangements, technical as well financial aspects. While implementing any interventions as well schemes, the following major actions has been ensured and done in the field;

- Inclusive users committees were formed by following the democratic processes/practices,
- All UCs have been registered in the district Water Resources Committee (WRC) under water resources act-2049 and got the registration certificates,
- Adopted community procurement processes with different public auditing/hearing for transparency at field level,
- UCs have prepared O&M regulations with O&M plans, UCs have regular monthly meeting, public auditing, paid VMWs, annual general assembly
- All UCs developed and have been implementing water safety plans (WSPs) in their schemes by forming WSP team,
- Capacity building trainings were delivered to capacitate to UCs by the project,
- Home garden management groups formed and registered with DADO, active community organizations with collection of capital and mobilized the necessary resource persons,
- Quality of scheme construction has been ensured since the survey and designing,
- Structures quality has been constructed as considering all measures and quality of available sources were also checked before and after construction of schemes,
- Water safety measures and possible natural disaster were considered during site selection and construction of the structures,

- Adopted 3R (Recharge, Retention & Reuse) and climate change adaptation like plantation at sources, multipurpose nursery establishment to supply saplings at community level while constructing schemes,
- Development and capacitated local human resources like VMWs, LFs and local resources persons and their mobilization in all schemes,
- Monitored the constructed structures at different scheduled scheme monitoring visit with the quality of local as well non local materials,
- For livelihood, village level extension workers (VLEWs), Leader Farmers, Nursery Managers and Local Resource Person have been developed and mobilized; and are providing regular services at community level through home garden management groups,
- Step by step process to UCs have been well discussed and developed/provisioned in the project & the system of O&M fund, monthly water tariff collection and fund mobilization has been well accelerated in the community level,
- UCs are regularly collecting O&M fund as monthly basis by deciding the collection of water tariff for operation and maintenance purpose of schemes

In this year, there were not so many activities done in the field because of the delayed commencement of phase III. Although there are no any schemes in post construction phase in core VDCs, however some activities in phased out VDCs were performed to ensure the sustainability indicators during no-cost period of this fiscal year.

## 5. Crosscutting Objectives

The project document clearly mentioned the aligning cross-cutting themes in project results while implementing all project activities. The major cross-cutting themes to be aligned with WASH, livelihood and institutional capacity buildings are gender equality and social inclusion, HRBA and good governance, environment and climate sustainability to make project goal achievable. The district fully considered the cross-cutting themes while implementing all project activities in the field and in district. The following table shows the composition of GESI in capacity building activities. The 58 participants were benefitted in phased out VDCs.

**Table 25: Number of participants in CB activities**

S.N.	Training	Mahadev-sthan	Daud	Khatiwada	Chawara-chautara	Lana-kedareswor	Saatfari	Total
1	<b>Step – By – Step</b> (Water Supply Sanitation Irrigation and Micro Hydro Scheme UC level Training)	429	973	215	562	247	333	<b>2759</b>
2	Livelihood Promotion related Training	54	57	59	45	52	55	<b>322</b>
3	Cooperatives Development and Micro Finance Related Training	20	45	49	31	0	39	<b>184</b>
4	Technical Trainings (VMW, LLB, RWJM, Lead Farmers, Agriculture Technician etc)	9	11	9	6	5	11	<b>51</b>
5	SO/SP Capacity Building (Including Thematic Orientations during Bimonthly Meeting)							<b>122</b>
6	District Level Training/Workshop with DMC/DWASHCC/Stakeholders etc							<b>97</b>
7	Water Use Master Plan Related Training at VDC level (new and updating)							<b>142</b>

8	Awareness Campaigns/Mass meetings (Nutrition, HSE, Environment, Sanitation Week, public hearing/Auditing etc)	239	439	390	450	473	410	<b>2401</b>
	<b>Total</b>	<b>751</b>	<b>1525</b>	<b>722</b>	<b>1094</b>	<b>777</b>	<b>848</b>	<b>6078</b>

**Table 26: Disaggregated participants in CB activities**

Training	DM	DF	JM	JF	OM	OF	Total male	Total female	Total
<b>Step – By – Step</b> (Water Supply Sanitation Irrigation and Micro Hydro Scheme UC level Training)	226	214	17	8	1,143	1,209	1,386	1,431	2,817
Livelihood Promotion related Training	68	21	-	-	187	46	255	67	322
Cooperatives Development and Micro Finance Related Training	11	22	-	-	57	94	68	116	184
Technical Trainings (VMW, LLB, RWJM, Lead Farmers, Agriculture Technician etc)	6	6	-	-	18	21	24	27	51
SO/SP Capacity Building (Including Thematic Orientations during Bimonthly Meeting)	-	15	-	-	6	101	6	116	122
District Level Training/Workshop with DMC/DWASHCC/ Stakeholders, etc	6	6	5	5	20	55	31	66	97
Water Use Master Plan Related Training at VDC level (new and updating)	14	14	-	-	54	60	68	74	142
Awareness Campaigns/Mass meetings (Nutrition, HSE, Environment, Sanitation Week, public hearing/Auditing etc)	256	143	26	13	1,225	738	1,507	894	2,401
<b>Total</b>	<b>587</b>	<b>441</b>	<b>48</b>	<b>26</b>	<b>2,710</b>	<b>2,324</b>	<b>3,345</b>	<b>2,791</b>	<b>6,136</b>

## 5.1 Gender Equality and Social Inclusion

RVWRMP considers that the life of community people is improved only when there is the provision of equitable use of natural resources and increased opportunity for livelihoods by giving equal emphasis to WASH, Livelihoods and Capacity Building. The central concern of RVWRMP is gender equality and social inclusion (GESI) in water resources management, therefore promotes social change by empowering rural women and disadvantaged groups through an inclusive as well participatory development process starting from its very beginning planning phase activities, at least 50% women and proportionate representation of minorities have been ensured in every activities. RVWRMP has strongly aligned and mainstreamed GESI approach in all its activities as cross-cutting issues.

As per the GESI strategy of the project, RVWRMP Doti has able to maintain as per the provision of the project except in the UC composition i.e., 47% women in key positions and 42% in UC composition. The women, dalit and Janjati participation has been increased in all types of meeting/training/orientation. There were lots of activities provisioned to address the rights of women and DAGs and conducted accordingly. The component wise status of GESI in this year is presented below in different figures;

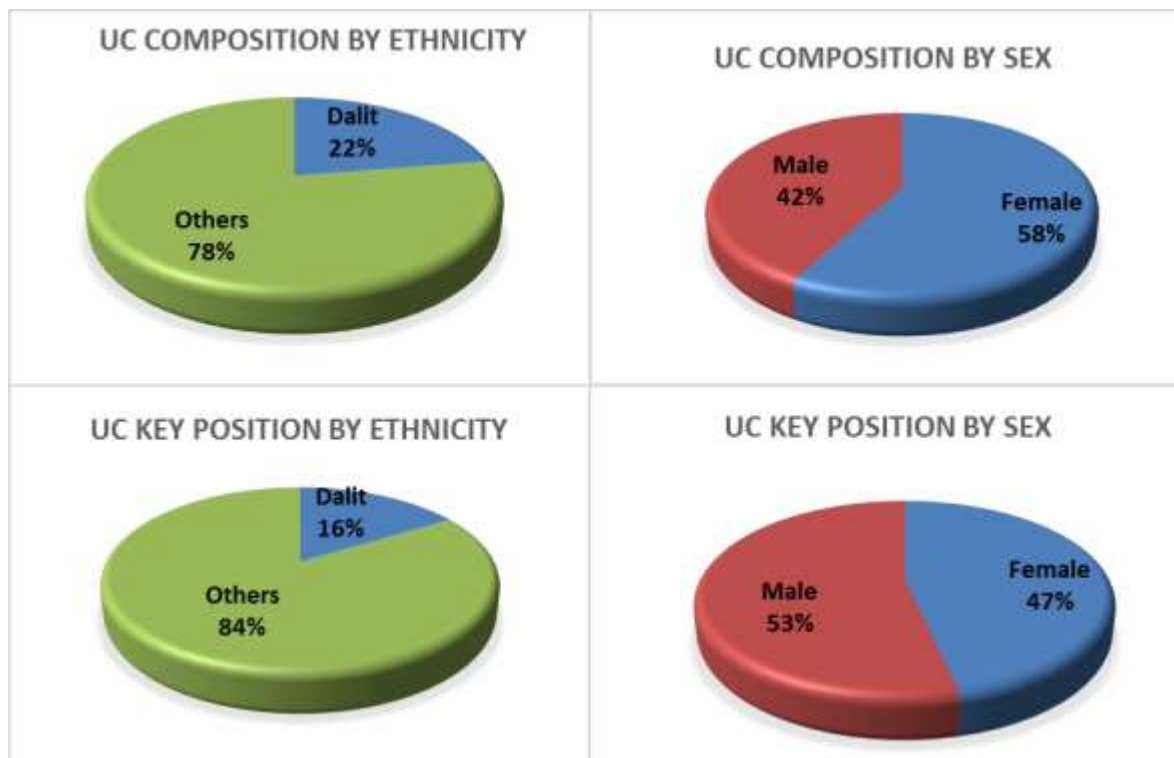


Figure 3: GESI status in UC

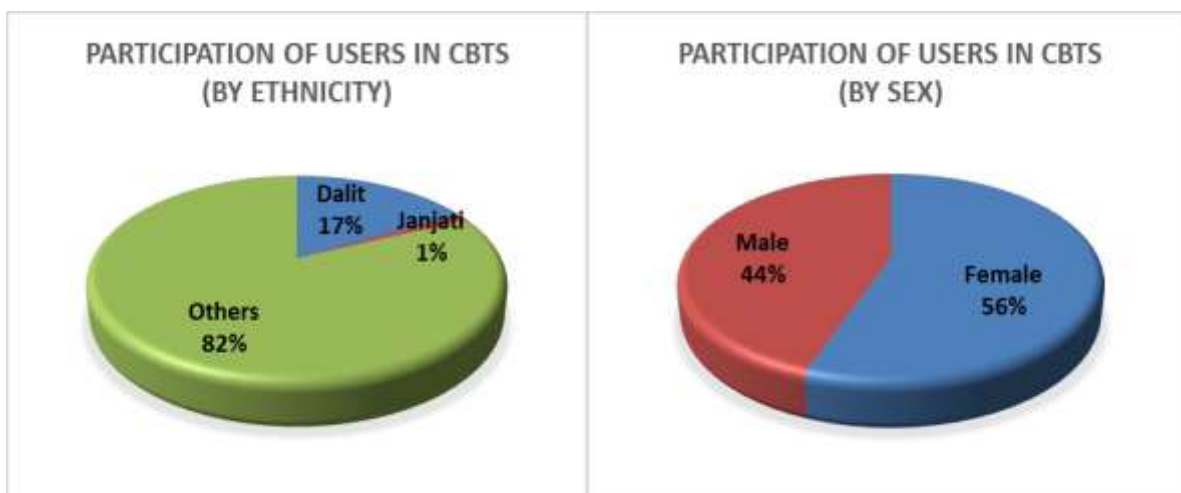


Figure 4: GESI status in all CB activities

## 5.2 Human Rights, Democracy and Good Governance

Based on the Humane Right Based Approach to Development, there are many fundamental rights of human beings that they have to gain. Among many of the rights, right to water and sanitation is major. Water and sanitation are essential for life, for health, for dignity, for empowerment and prosperity. So they are human rights, fundamental to every person. By



considering the human rights, during the starting of phase I, project is very sincere towards human rights. Through the public hearing, auditing at all level & installation of project information boards in each scheme, it has been ensuring right to information as a basic human rights. The role of users, users committees and all stakeholders has been well discussed and mentioned in contracts/agreements. Project has been made such democratic provisions, where community people have right to choose their appropriate UC members without any pressure. By recognizing water and sanitation as human rights, people are defined as rights-holders and States as duty-bearers of water and sanitation service provision. Rights-holders can claim their rights and duty-bearers must guarantee the rights to water and sanitation like other human rights equally, without discrimination and on the basis of participation and accountability. As a basic human right, right to get clean water, quality & quantity of water and food has followed in line with International Conventions signed by GoN & the GoN policies like; water access within 15 minutes distance, drinking water should be safe and contamination free and a minimum of 45 litres/day/person as the basic human rights including ensuring the child rights through construction of child friendly taps in all schemes. Through the livelihoods intervention, project is ensuring the right to food and nutrition. As a result, the number of households using vegetables has been increased due to home garden management. Through the strictly implementation of WUMP priorities at VDC level, the interfere of political leaders & so called intellectuals have been totally avoided, the selection of new UC members through UC general assembly and public auditing & hearing practices shows the good result towards maintain the good governance system. This ultimately supports to ensure the basic human rights.

The project has provision to maintain good governance to fulfill the right of the rural people. Four measures of good governance are inherent in RVWRMP activities, i.e. Participation, Transparency, Accountability, and Anti-Corruption. These four components are the minimum conditions of RVWRMP intervention. GESI friendly participation in RVWRMP activities since planning phase had been is ensured. Similarly, transparency is another no negotiable principle of RVWRMP. The project has provisioned a number of ways for maintaining the transparency status of the project i.e. public hearing, procurement processes and storage management, quality control of external construction materials and public auditing. Public hearing is one of the communication tools of notifying people about the development that will take place in their locality. During public hearing, information on schemes costs and contribution from the VDCs and all donors were revealed publicly; all relevant information was disclosed; queries were answered openly; and records made public. For UCs that will be operating and managing future projects, the conduct of public hearing demonstrates commitment of UCs to community people that the schemes to be implemented will be carried out in a transparent way.

Accountability and transparency are closely related, and indeed to some extent a system which is transparent is generally one which is accountable. In RVWRMP, the institutions that will operate and manage schemes and activities like the UCs, HMGs, COs and Cooperatives are sensitized on their accountability for the successful operation of schemes. While implementing the scheme activities, the UCs are being trained to follow norms, conditions, guidelines and approaches of the Project and the Local Self- Governance Act. Role and responsibilities of various officers were discussed and their accountability to the schemes explained. Since the investment fund from the DWRDF directly goes to UCs' account for scheme implementation, UCs were taught on accountability in purchasing required materials of the scheme, managing store and maintaining the records of income and expenditures systematically as per implementation guideline.



### 5.3 Environmental and Climate Change Sustainability

Environment is a multi-disciplinary aspect directly related to nature, human being and their activities on the earth. Concerns have been growing widely about changing climate and its impact upon the lives of the earth. RVWRMP's approach to climate change addresses both mitigation and adaptation: RVWRMP prioritizes strengthening the resilience and adaptive capacity of communities and local economies to climate risks; this is also directly linked into disaster risk management and watershed protection with environmental dimensions (including soil conservation/stabilization and rainwater harvesting applications) in present time. In fact, areas of most researchers and efforts of most scientists are being concentrated towards environment in one way or the other.

Since the planning process of VDC level WUMP, the issues related to environment, disaster risks reduction & climate change adaption have been well discussed. The existing scenario and tradition of open defecating near or around the village, public paths and around the water sources has completely banded after declaration of VDC ODF/District ODF. It has been contributed to reduce the pollution hazards in environment and supporting to reduce the possible fecal contamination in water drinking water.

To increase the capacity at local level, various days and weeks have been celebrated at community/VDC/District level. Similarly, various capacity building trainings for UC/ VMW, HGM group, nursery leaders were organized at district & VDC level to avoid the possible epidemic disasters due to water contamination and decrease the environmental degradation. Similarly, project has been supporting and coordinating with various district level partners for multipurpose nurseries establishment for plantation. RVWRMP Doti had been incorporating the theme "climate change" in livelihood related training to adopt it in on farm livelihood activities. Multipurpose nursery promotion had been done in all project VDCs to promote environment protection promoting plantation widely. Orientations to UCs on possible disasters caused by climate change were also conducted during UC level trainings so that structures could be construct applying safety measures. In this line source protection measures were incorporated in design and cost estimation. Locations of the structures were fixed analyzing the disaster vulnerability. To sensitize on climate change, its impacts on natural resources & agricultural productions, the topic has been well discussed in HGM training. As an adaptation practices, farmers have avoided to use of chemical fertilizers/pesticides and as alternatives they are using organic pesticides and organic fertilizers. By considering the capacity of SPs to tackle with these issues, training on sustainable environment, adaptation to climate change and disaster risk reduction know how, project staffs and SPs were oriented on the theme. The community people were also capacitated on application of these burning issues in development activities and farming in the support from trained SPs.

## 6. Assumptions and Risks

It is very difficult to forecast the risks that will affect the achievement of the project objectives. The traditional tools for implementation of the interventions and manage them do not work properly to reach pre-determined ends because of the multiplicity of actors, lack of flexibility, and the traditional use of linear rather than process based approaches in many development projects. During the year, the following risks were experienced and can be assumed for next fiscal year too.

**Table 27: Risk analysis**

Issues and Risk	Likelihood of Occurrence	Impact on Phase III achievements
Natural calamities, climate change	Medium	Medium
Political instabilities and anarchy	Medium	Low
New administrative structure delayed	Medium	Low
Limited political will to decentralize	Low	Low
Limited support from local level	Low	Low
Limited capacity of SOs/SPs	Medium	Medium
Remoteness and access to market	Medium	Medium
Delayed or missing contributions	Low	Low
Political pressure on expansion	Medium	Low
HIV/AIDS	Low	Medium
Inadequate O&M and revenue collection	Medium	Medium
Possible devaluation of EUR against USD/NPR	low	low

## 7. Resource Allocation

Financial as well as human resources are very crucial resources to achieve the anticipated results of the project. As per the plan of action for the fiscal year and provided budget ceiling, annual work plan was prepared for schemes investment and the program budget under Capita and Recurrent budget heading. All the project activities endorsed by DMC were implemented from DWRDF and a few activities like WUMP preparation support to VDCs, district office management were planned and implemented from TA budget. Based on AWP01, the following budget was expensed under different headings.

**Table 28: Resource expenditure**

S.N.	Training	DWRDF	TA	Total
1	<b>Step – By – Step</b> (Water Supply Sanitation Irrigation and Micro Hydro Scheme UC level Training)	231,400.00	-	231,400.00
2	Livelihood Promotion related Training	649,520.00	-	649,520.00
3	Cooperatives Development and Micro Finance Related Training	32,900.00	-	32,900.00
4	Technical Trainings (VMW, LLB, RWJM, Lead Farmers, Agriculture Technician etc)	321,510.00	-	321,510.00
5	SO/SP Capacity Building (Including Thematic Orientations during Bimonthly Meeting)	7,152,603.32	-	7,152,603.32
6	District Level Training/Workshop with DMC/DWASHCC/Stakeholders etc	419,350.00	-	419,350.00
7	Water Use Master Plan Related Training at VDC level (new and updating) & fees	-	141,560.00	141,560.00
8	Awareness Campaigns/Mass meetings (Nutrition, HSE, Environment, Sanitation Week, public hearing/Auditing etc)	312,000.00	-	312,000.00
	<b>Total</b>	<b>9,119,283.32</b>	<b>141,560.00</b>	<b>9,260,843.32</b>

Besides the above mentioned headings, out of a total of expended NPR 22,929,460.32, remaining NPR 13,810,177.00 was expended under DWRDF in capital and other heading not mentioned in the above headings.

## 7.1 District Water Resources Development Fund (DWRDF)

All the district activities were planned under DWRDF to implement in the field. As per the fund flow mechanism for investment through District Water Resources Development Fund (DWRDF) the contribution from Government of Finland and the Government of Nepal has released as per the commitment on Revised Annual Work Plan (AWP) for fiscal year 2072/073. As per revised AWP01 the total budget **NPR 25,851,491** was allocated to complete the planned schemes and activities. All the planned activities except DMC exposure visit and District ODF support were completed as per the plan. All planned budget is not totally utilized to complete the planned schemes and activities due to low bidding of suppliers on construction materials. The actual expenditure to complete the planned activities was **NPR 22,929,460.32 (88.70% budget utilized)** against the planned budget **NPR 25,851,491**. The detail of contribution from different agencies is presented in Figure 5.

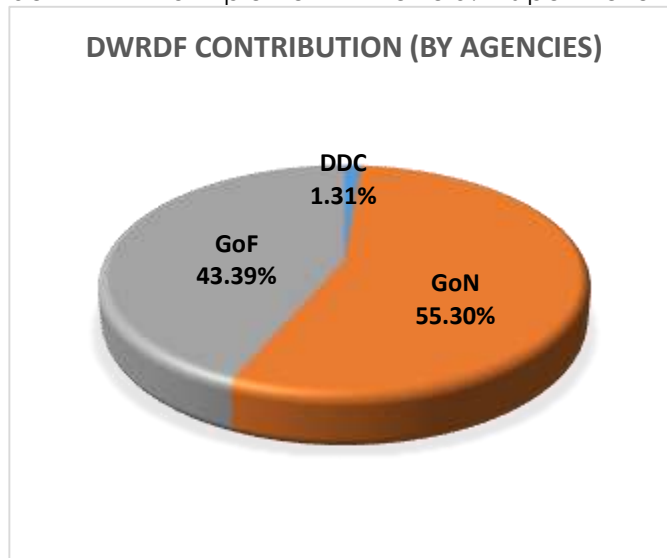


Figure 5: Agencies wise DWRDF Contribution

## 7.2 TA Fund

District has no any detailed separate plan of activities to be done from technical assistance (TA) fund. In this year, WUMP preparation support and district level workshop were conducted from TA budget. Apart from the program budget, the district operation and district level project staffs' DSA and salary, short term service providers' fees were also allocated under TA and expensed accordingly.

## 7.3 Human Resources

The major front line cadres for transferring plans into action are the human resources to achieve the anticipated results of any project effectively and efficiently. An organization cannot expect results without a good team of working professionals. By considering the principle, RVWRMP has provision to manage the required number of human resources in different layers to deliver the inputs to get output. In this connection, there are three types of staffing like some personnel from project, some from Support Persons and also from DDC/DTO and other livelihood partners responsible for planning, implementation, monitoring and evaluation of project activities in the district and field. The project activities have been implemented in the field by the Support Persons (SPs) in the planning, monitoring and guiding by the District Management Committee (DMC/DDC) with other stakeholders like VDC/VWASHCC in the grass-root level and the project for planning, monitoring and technical support to the SPs' team.

In this year, there were 21 SPs mobilized to implement the project activities in the VDCs. Besides these, at grass-root level, local resource persons need to deliver services and as per the need local resources persons were also hired for short term basis. Some short term service providers were also hired and mobilized to support VDC for WUMP preparation process. All

the planned project activities were performed in the district with joint efforts of project staffs, support persons, short term service provider, DDC & DTO staffs, area service center staffs of DADO, local resource persons etc. Based on the annual performance evaluation by DMC, the continuation of SPs' team was decided to implement the activities for phase III too.

## 8. Lessons Learned

There are not more lessons learned so far, the following lessons are presented below.

- ❖ It is effective and better to measure sources at different interval based on dry season so that the proper design should be made which contribute for the sustainability of the schemes with their design period.
- ❖ Independent procurement process should be adopted by the user committees only i.e., there should be no influence from outside rather than facilitating on the process and tight monitoring.
- ❖ To overcome the menstruation based discrimination which is one of the barriers of social dignity of women and total sanitation promotion, strategic campaigning is needed.
- ❖ It is better to have beforehand written collaboration with livelihood partners so that the interventions could be easily, effectively and efficiently completed.